

# AS16AN01R-A

EN Instruction Sheet  
TR Bilgi Dökümanı  
TW 安裝說明  
CN 安装说明



5014034602  
2022-05-12



[www.deltaww.com](http://www.deltaww.com)



- EN ✎ This is an OPEN TYPE module and therefore should be installed in an enclosure free of airborne dust, humidity, electric shock and vibration. The enclosure should prevent non-maintenance staff from operating the device (e.g. key or specific tools are required for operating the enclosure) in case danger and damage on the device may occur.
- FR ✎ Ceci est un module ouvert et il doit donc être installé dans un coffret à l'abri des poussières, des vibrations et ne pas être exposé aux chocs électriques. Le boîtier ou l'armoire doit éviter toute action d'un personnel autre que celui affecté à la maintenance de l'appareil (par exemple, clefs, outils spécifiques pour l'ouverture du coffret), ceci afin d'éviter tout accident corporel ou endommagement du produit).
- TR ✎ Bu ürün AÇIK TİP bir modül olup toz, rutubet, elektrik şoku ve titreşimden uzak kapalı yerlerde muhafaza edilmelidir. Yanlış kullanım sonucu ürünün zarar görmesini önlemek için yetkili olmayan kişiler tarafından ürüne müdahale edilmesini önleyecek koruyucu önlemler alınmalıdır. (Ürünün bulunduğu panoya kilit konulması gibi).
- TW ✎ 本機為開放型 (OPEN TYPE) 機種，因此使用者使用本機時，必須將之安裝於具防塵、防潮及免於電擊衝擊意外之外殼配線箱內。另必須具備保護措施 (如：特殊之工具或鑰匙才可打開) 防止非維護人員操作或意外衝擊本體，造成危險及損壞。
- CN ✎ 本机为开放型 (OPEN TYPE) 机种，因此使用者使用本机时，必须将其安装于具防尘、防潮及免于电击/冲击意外的外壳配线箱内。另必须具备保护措施 (如：特殊的工具或钥匙才可打开) 防止非维护人员操作或意外冲击本体，造成危险及损坏。

EN Please refer to the AS Series Hardware and Operation Manual for more information

TR Daha fazla bilgi için lütfen AS Serisi Donanım ve Kullanım Klavuzuna bakınız.

TW 詳細資料請參考 AS 系列硬體及操作手冊

CN 详细资料请参考 AS 系列硬件及操作手册

EN Assembly

TR Montaj

TW 安裝

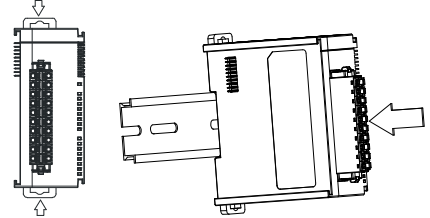
CN 组装

EN Clip up the two DIN rail clip on the module. Parallel the module groove on the back to the DIN rail, then push and slide along until hearing a click.

TR Modül üzerindeki iki DIN ray klipsini dışa doğru çekin. Altındaki modül oyuğunu DIN ray ile paralel konuma getiriniz ve sonra klik sesini duyana kadar klipsleri içe doğru bastırın.

TW 將模組上下方的兩個 DIN 軌固定扣往中間壓後，將模組後方勾槽平行對準 DIN 軌並往 DIN 軌壓直到喀一聲，即完成。

CN 將模块上下方的两个 DIN 轨固定扣往中间压后，将模块后方勾槽平行对准 DIN 轨并往 DIN 轨压直到喀一声，即完成。



EN Output

TR Çıkış

TW 輸出

CN 输出

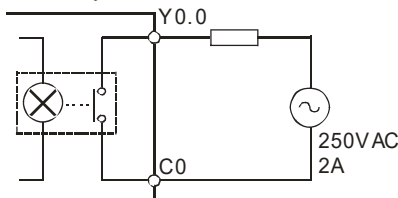
EN Output wiring, 250VAC/30VDC, 2A/point, 8A/COM, 16-point output, relay

TR Çıkış bağlantısı, 250VAC/30VDC, 2A/nokta, 8A/COM, 16-nokta çıkış, röle

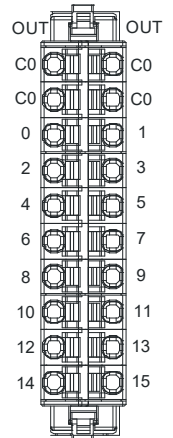
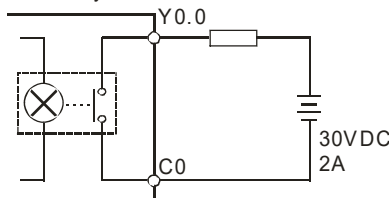
TW 輸出接線，250VAC/30VDC · 2A/點 · 8A/共點 · 16 點輸出 · 繼電器

CN 输出接线，250VAC/30VDC · 2A/点 · 8A/共点 · 16 点输出 · 继电器

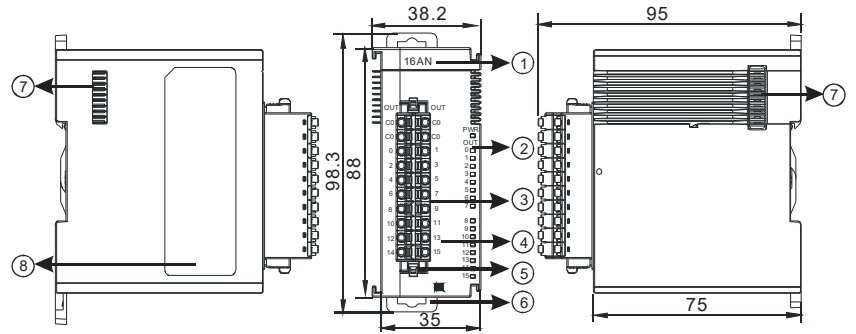
I/O Relay



I/O Relay

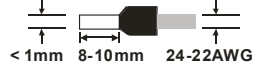


EN Dimensions(mm) & Product Profile  
 TR Ölçüler(mm) & Ürün Görünüşü  
 TW 尺寸 (mm) 及產品外觀  
 CN 尺寸 (mm) 及产品外观



EN	TR	TW	CN
1 Model name	Model adı	機種名稱	机种名称
2 Status indicator	Durum göstergesi	狀態指示燈	状态指示灯
3 Removable terminal block	Sökülebilir terminal bloğu	脫落式端子	脱落式端子
4 I/O terminal configuration	I/O terminal yapılandırma	輸入輸出端子配置	输入输出端子配置
5 Removable terminal clasp	Sökülebilir terminal kenetleyici	脫落式端子拉勾	脱落式端子固定杆
6 DIN rail clip	DIN ray klipsi	DIN 軌固定扣	DIN 轨固定扣
7 Extension module communication port	Genişleme modülü iletişim portu	擴充模組通訊埠	扩充模块通讯端口
8 Label	Etiket	標籤	标签

EN	TR	TW	CN
EN Wiring	TR Bağlantı	TW 配線	CN 配线
EN	Please use single-core or multi-core cables. The diameters of the cables used should be within the range between 24 AWG and 22 AWG (1 mm). The specifications for the terminals and the wiring are shown in the figure. The temperature of the copper conductor should be 60/75°C.		
TR	Lütfen tek damarlı veya çok damarlı kablo kullanın. Kullanılan kablo çapı 24 AWG ve 22 AWG (<1 mm) aralığında olmalıdır. Terminal ve bağlantı özellikleri şekilde gösterilmiştir. Bakır iletkenin sıcaklığı 60/75°C' ye kadar olmalıdır.		
TW	輸出 / 入配線端請使用 24-22AWG (1mm) 單蕊裸線或多蕊線。端子規格及配線示意圖如右所示。只能使用 60/75°C 的銅導線。		
CN	输出 / 入配线端请使用 24-22AWG (1mm) 单蕊裸线或多蕊线。端子规格及配线示意图如右所示。只能使用 60/75°C 的铜导线。		



Part Name Part Name	Hazardous Substances						台達電子工業股份有限公司 機電事業群 地址: 33068 桃園市桃園區興隆路 18 號 電話: 886-3-3626301 傳真: 886-3-3716301	Industrial Automation Headquarters Delta Electronics, Inc. Taoyuan Technology Center No.18, Xinglong Rd., Taoyuan District, Taoyuan City, 33068, Taiwan TEL: 886-3-362-6301 / FAX: 886-3-371-6301			
	鉛 (Pb)	汞 (Hg)	鎘 (Cd)	六价铬 (Cr VI)	多溴联苯 (PBB)	多溴二苯醚 (PBDE)					
金属部分 Metal Part	X	O	O	O	O	O	中达电通股份有限公司 地址: 上海市浦东新区区民路 238 号 邮编: 201209 传真: (021) 5863-5678	Delta Greentech (China) Co., Ltd. 238 Min-Xia Road, Pudong District, Shanghai, P.R.C. 201209 TEL: 86-21-5863-5678 / FAX: 86-21-5863-0003			
塑料部分 Plastic Part	O	O	O	O	O	O					
电子元件 Electronic	X	O	O	O	O	O	沈阳 电话:(024)2334-1160	济南 电话:(0531)8690-6277	杭州 电话:(0571)8882-0610		
触点 Contacts	O	O	X	O	O	O					
线缆和线缆附件 Cable & Cabling accessories	X	O	O	O	O	O	重庆 电话:(023)8806-0306	乌鲁木齐 电话:(0991)4678-141	天津 电话:(022)2301-5082		
电池 Battery	O	O	O	O	O	O	哈尔滨 电话:(0451)5366-5568	太原 电话:(0351)4039-485	合肥 电话:(0551)6281-6777		
本表格依据 SJ/T 11364 的规定编制。 O: 表示该有害物质在该部件所有均质材料中的含量均在 GB/T 26572 规定的限量要求以下。 X: 表示该有害物质至少在该部件的某一均质材料中的含量超出 GB/T 26572 规定的限量要求。 This table is made according to SJ/T 11364. O: Indicates that the concentration of hazardous substance in all of the homogeneous materials for this part is below the limit as stipulated in GB/T 26572. X: Indicates that concentration of hazardous substance in at least one of the homogeneous materials used for this part is above the limit as stipulated in GB/T 26572.							长春 电话:(0431)8892-5060	郑州 电话:(0371)6384-2772	武汉 电话:(027)8544-8475		
							呼和浩特 电话:(0471)6297-808	石家庄 电话:(0311)8666-7337	南昌 电话:(0791)8625-5010	广州 电话:(020)3879-2175	西安 电话:(029)8836-0780
						北京 电话:(010)8225-3225	上海 电话:(021)6301-2827	成都 电话:(028)8434-2075	昆明 电话:(0871)6313-7362		
						兰州 电话:(0931)6406-725	南京 电话:(025)8334-6585	福州 电话:(0591)8755-1305	厦门 电话:(0592)5313-601	贵阳 电话:(0851)8690-1374	北京 电话:(010)8225-3225
						* 本手册内容若有变更, 恕不另行通知。			* 本手册内容若有改动, 恕不另行通知。		
						Asia China: Delta Electronics (Shanghai) Co., Ltd. No.182 Minyu Rd., Pudong Shanghai, P.R.C. Post code: 201209 TEL: +86-21-6872-3988 / FAX: +86-21-6872-3996 Customer Service: 400-820-9595 Japan: Delta Electronics (Japan), Inc. Industrial Automation Sales Department 2-1-14 Shibadaimon, Minato-ku Tokyo, Japan 105-0012 TEL: +81-3-5733-1155 / FAX: +81-3-5733-1255 Korea: Delta Electronics (Korea), Inc. 1511, 219, Gasan Digital 1-Ro., Geumcheon-gu, Seoul, 08501 South Korea India: Delta Electronics (India) Pvt. Ltd. Plot No.43, Sector 35, HSIDC Gurgaon, PIN 122001, Haryana, India TEL: +91-124-4874900 / FAX: +91-124-4874945			Thailand: Delta Electronics (Thailand) PCL. 909 Soi 9, Moo 4, Bangpoo Industrial Estate (E.P.Z), Pattana 1 Rd., T.Phraksa, A.Muang, Samutprakarn 10280, Thailand TEL: +66-2709-2800 / FAX: +66-2709-2827 Australia: Delta Electronics (Australia) Pty Ltd. Unit 20-21/45 Normanby Rd., Notting Hill Vic 3168, Australia TEL: +61-3-9543-3720 Americas USA: Delta Electronics (Americas) Ltd. 5101 Davis Drive, Research Triangle Park, NC 27709, U.S.A. TEL: +1-919-767-3813 / FAX: +1-919-767-3969 Brazil: Delta Electronics Brazil Ltd. Estrada Velha Rio-São Paulo, 5300 Eugênio de Melo - São José dos Campos CEP:12247-004-SP- Brazil TEL: +55-12-3932-2300 / FAX: +55-12-3932-237 Mexico: Delta Electronics International Mexico S.A. de C.V. Gustavo Baz No. 309 Edificio E PB 103 Colonia La Loma, CP 54060 Tlalneapantla, Estado de México TEL: +52-55-3603-9200		

\*We reserve the right to change the information in this instruction sheet without prior notice.